

- Eight Standard Circuits
- For AC or DC Variable Voltage Output Up To 15KW

Modules come in eight standard circuits and are designed to control AC or DC variable voltage output up to 15KW. The package comes with standard .250 quick-connect terminals. All models have 2500 Vrms isolation and are UL recognized (file no. E72445). Optional isolation barriers are available.

Manufactured in Crydom's ISO 9001 Certified facility for optimum product performance and reliability.

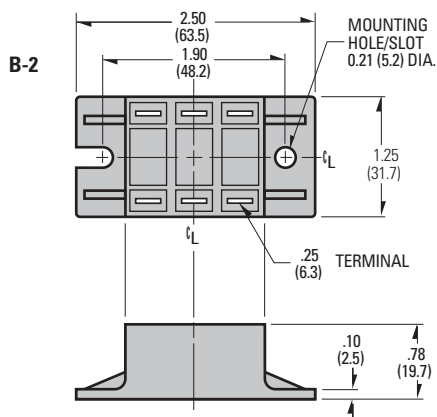
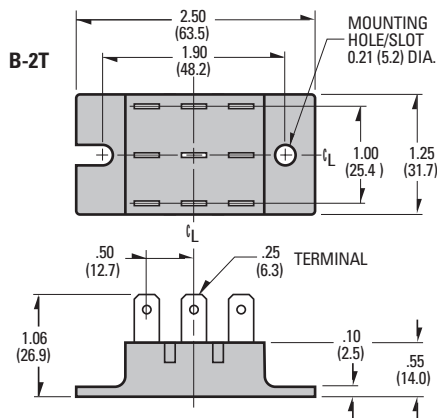
PART NUMBER IDENTIFICATION

Series Type	Current	Circuit Type	AC Line Voltage	Options	Case Style
B-Case style (Ceramic Base)	5 - 25 Amps 6 - 42.5 Amps	1 - 8 (see schematic diagrams)	1 - 120 Vac 2 - 240 Vac 3 - 280 Vac 4 - 480 Vac	F - Free Wheeling Diode (Circuits 1 & 2 Only) SE - External Suppressor (-2T Only, Circuits 1-6 Only)	-2T (Standard) -2 With Isolation Barriers

Example: B512FSE-2T

MECHANICAL DIMENSIONS

All dimensions are in inches (millimeters)



ELECTRICAL SPECIFICATIONS

SYMBOL	SPECIFICATION	MODEL NO.	B5 RATINGS	B6
I_D	Maximum DC Output Current ($T_c = 85^\circ\text{C}$)		25A	42.5A
V_F	Maximum Voltage Drop @ Amps Peak		1.65V @ 25A	1.6V @ 42.5A
T_J	Operating Junction Temperature Range		-40°C to +125°C	
di/dt	Critical Rate of Rise of On-State Current @ $T_J=125^\circ\text{C}$		100A/ μs	100A/ μs
dv/dt	Critical Rate of Rise of Off-State Voltage [V/ μs]		500V/ μs	500V/ μs
V_{RMS}	AC Line Input Voltage (Repetitive Peak Reverse Voltage)		120 (400 V _{RRM}) 240 (600 V _{RRM}) 280 (800 V _{RRM}) 480 (1200 V _{RRM})	
I_{TSM}	Maximum Non-Repetitive Surge Current (1/2 Cycle, 60Hz)		250A	600A
I^2T	Maximum I^2T for Fusing ($t=8.3\text{ms}$) [A ² sec]		260	1500
I_{GT}	Maximum Required Gate Current to Trigger @ 25°C		60mA	80mA
V_{GT}	Maximum Required Gate Voltage to Trigger @ 25°C		2.5V	3.0V
$P_{G(AV)}$	Average Gate Power		0.5W	0.5W
V_{GM}	Maximum Peak Gate Voltage (Reverse)		5.0V	5.0V
R_{qJC}	Maximum Thermal Resistance Junction to Ceramic Base per Chip		0.9°C/W	0.7°C/W
V_{ISOL}	Isolation Voltage		2500 V _{RMS}	2500 V _{RMS}

MECHANICAL SPECIFICATIONS

Weight: (typical)

1.5 oz. (42.5g)

© 2007 CRYDOM Inc., Specifications subject to change without notice.

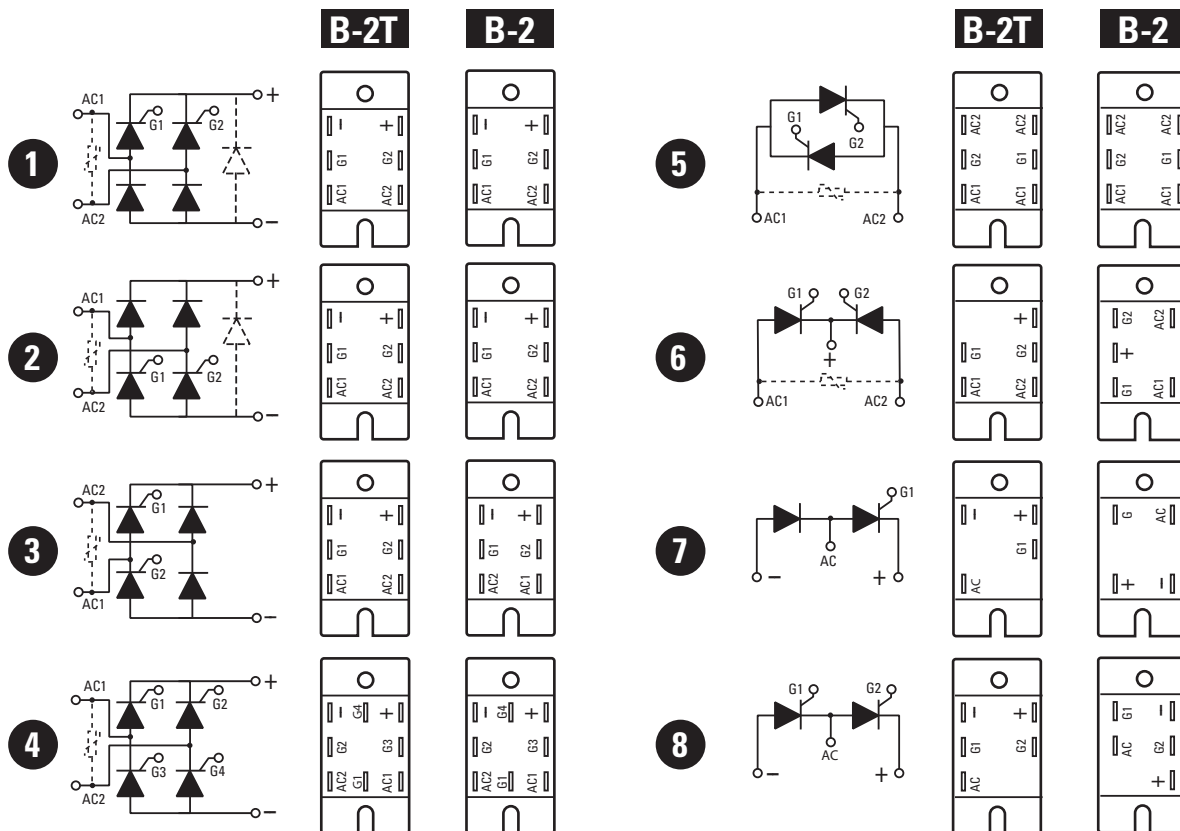
- Eight Standard Circuits
- For AC or DC Variable Voltage Output Up To 15KW

PART NUMBER IDENTIFICATION

Series Type	Current	Circuit Type	AC Line Voltage	Options	Case Style
B-Case style (Ceramic Base)	5 - 25 Amps 6 - 42.5 Amps	1 - 8 (see schematic diagrams)	1 - 120 Vac 2 - 240 Vac 3 - 280 Vac 4 - 480 Vac	F - Free Wheeling Diode (Circuits 1 & 2 Only) SE - External Suppressor (-2T Only, Circuits 1-6 Only)	-2T (Standard) -2 With Isolation Barriers

Example: B512FSE-2T

SERIES B-2T, B-2 CIRCUITS



© 2007 CRYDOM Inc., Specifications subject to change without notice.

APPROVALS

UL E72445